





# Hart Creek Estates






Map 2

## Engine Type

-  Highway
-  Any Type
-  Type 3 or Smaller
-  Impassible

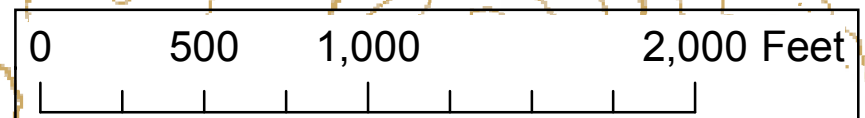


## Symbols


-  Locked Gate
-  Staging Area
-  Structure (Addresses)
-  Water Source (Numbered)
-  Hydrants

## SPECIAL NOTES

**NO IDENTIFIED SAFETY ZONES  
NO RECENT FUEL TREATMENTS**



## Water Source Details

Number	Capacity (ga)	Connection (in)	Notes
	Hydrant	4.5 or 2.5 NS	Hydrant System for Community Connection in Driveway
<b>W2</b>	6000	2.5 NS	