

Pala Ranches



Water Source Details

Number	Capacity (ga)	Connection (in)	Notes
W1	Hydrant System	2.5 NS	Less than 500 GPM
W2	Hydrant System	2.5 NS	Less than 500 GPM
W3	Hydrant System	4.5 & 2.5 NS	500 - 1000 GPM
W4	Hydrant System	2.5 NS	Less than 500 GPM
W5	Hydrant System	2.5 NS	Less than 500 GPM
W6	Hydrant System	4.5 & 2.5 NS	More than 1000 GPM
W7	Hydrant System	4.5 & 2.5 NS	500 - 1000 GPM
W8	Hydrant System	2.5 NS	Less than 500 GPM
W9	Hydrant System	2.5 NS	Less than 500 GPM
W10	Hydrant System	2.5 NS	Less than 500 GPM
W11	Hydrant System	2.5 NS	Less than 500 GPM



Engine Type

- Any Type
- Type 3 or Smaller
- - - Impassible

Symbols

-  Structure (Address Given If Available)
-  Water Source (Numbered)

Fuel Treatments

-  Planned Fuel Break 2009
-  Completed BLM Fuel Break 2006

SPECIAL NOTES

NO IDENTIFIED SAFETY ZONES

